


# HARWIN

CONNECT TECHNOLOGY  
WITH CONFIDENCE



# HRI

RANGE



 Datamate®

# HIGH RELIABILITY RECTANGULAR SIGNAL

MINIATURE CONNECTORS

 [WWW.HARWIN.COM](http://WWW.HARWIN.COM)

HARWIN

Datamate®

# HRI CONNECTORS FROM HARWIN.

## MINIATURE CONNECTORS FOR SWAP-C OPTIMIZATION

For applications that must not fail, Datamate brings high-reliability connection at a miniature 2.00mm pitch. Complete flexibility with proven performance under shock/vibration and temperature.

The compact design gives space and weight savings over industry standard alternatives. Cable-to-board, board-to-board and cable-to-cable options in pin counts up to 50.

The multi-finger Beryllium Copper contacts deliver proven signal integrity under heavy vibration and shock, maintaining electrical connectivity in a variety of harsh environments. Temperature resistance covers -55°C to +125°C, and contacts can carry up to 3.3A for low power as well as signal requirements.

Stainless steel jackscrews are available in both standard or reverse-fix configurations, with panel and board mount for additional security. Latch versions save mating time and PCB real estate. Lightweight metal hoods protect cables & housings, and reduce EM/RF interference.

Cable assembly options are available from our in-house cabling experts. Just specify the length and the signal cable gauge, and we'll produce fully inspected and tested assemblies ready for your production line.

## FEATURES

- Jackscrews, latches or quick-mating bayonet fixings for reliable connections
- Assured signal integrity under extreme environments – vibration, shock and temperature resistance
- Low outgassing, great for space, avionics and optronics

## APPLICATIONS

- Aviation and UAVs
- New space
- Motorsport
- Defense & security





## SPECIFICATIONS

MATERIALS	ELECTRICAL	MECHANICAL	ENVIRONMENTAL
Housings: <b>Glass-Filled Thermoplastic, UL94V-0</b>	Current per contact: <b>3.3A max</b>	Durability: <b>500 mating cycles</b>	Operating temperature: <b>-55°C to +125°C</b>
Contacts: <b>Copper Alloy, Gold finish on contact area</b>	Working voltage: <b>800V AC/DC (Connectors)</b> <b>250V AC/DC (Cable assemblies)</b>	Insertion force (per contact): <b>2.0N max</b>	Environmental classification: <b>55/125/56 days at 95% RH</b>
Latches: <b>Beryllium Copper, Tin finish</b>	Maximum voltage: <b>1,200V AC/DC</b>	Withdrawal force (per contact): <b>0.2N min</b>	Vibration resistance: <b>10G (196m/s<sup>2</sup>) for 6 hrs</b> <b>20G (98m/s<sup>2</sup>) for 2 hrs</b>
Jackscrews: <b>Stainless Steel</b>	Contact resistance: <b>25mΩ max</b>	Contact retention in housing: <b>10N min</b>	Shock resistance: <b>100G (981m/s<sup>2</sup>)</b>
Metal Backshells: <b>Aluminium Alloy</b>	Insulation resistance: <b>100MΩ min</b>	Pitch: <b>2.00mm</b>	Compliance: <b>RoHS Compliant</b> <b>REACH / CMRT statements</b>

Specifications are subject to change.



## PRODUCT CATEGORIES


### CABLE ASSEMBLIES

Ready-to-use cabled connectors, single or double ended, fully inspected and tested. Latched and jackscrew versions available. Ideal for both prototyping and full production requirements.



### CABLE CONNECTOR PARTS

Cable housings and contacts available in kits, with additional options and spare contacts sold separately. Latches and jackscrews are ready assembled to the housings.



### PCB CONNECTORS

Board-mounted connectors in male and female options. Low profile, with standard gender or reverse fix jackscrews, or latching style for reduced PCB space. Additional board mount nuts/bolts and hold-down straps.



### TOOLING & ACCESSORIES

Associated products and tooling to support the Datamate range.



Specifications are subject to change.

## PRODUCT CATEGORIES

### BACKSHELLS

Lightweight aluminium alloy backshells for cable and PCB mounting, compatible with male and female connectors. EMC shielding with metal braid and micro-band fixing. Robust hoods for long-term physical protection.




Specifications are subject to change.



### PRE-CABLED CONTACTS

Individual cable contacts pre-crimped to lengths of equipment wire. Available in single or double ended options. Eliminates the additional expense of crimp tooling – great for prototyping and volume production.





## DOWNLOADS

### TECHNICAL DOCUMENTS

Component Specification (including pin numbering system) 

### PRODUCT TRAINING

Product Training Modules (PTM):

Range Overview 

Metal Backshells Overview 

Datamate J-Tek Extended Height 

Datamate PIHR (Pin-in-Hole Reflow) 

Panel Mount with Datamate 

Guide to Latches, Jackscrews and 101Lok 

Using the Strain Relief Strap M80-0030006 

Cable Assembly Instruction Video 

### TEST REPORTS

**HT001** – Durability up to 10,000 cycles 

**HT002** – Voltage Proof/Flashover, Insulation Resistance 

**HT019** – Datamate Frequency Testing 

**HT004** – Datamate J-Tek Vibration/Shock/Bump/Acceleration 

**HT010** – Datamate J-Tek Horizontal SMT Contacts 

**HT015** – Datamate 101Lok Vibration/Shock/Bump 

**HT006** – Datamate L-Tek/J-Tek Male Crimp Retention 


**HT005** – Datamate L-Tek Female Crimp Retention 


**HT016** – Datamate L-Tek Female Crimp Forces 

**HT011** – Datamate L-Tek Crimp High Temp. plastic material 

**HT025** – Datamate L-Tek Vibration/Shock/Bump 

**HT012** – Datamate L-Tek Horizontal SMT Contacts 

**HT017** – Datamate L-Tek 3 and 15 years Artificial Aging 

**HT044** – Datamate L-Tek number of latch operations 

**HT079** – Backshells, Shielded Cables Attenuation Testing 

Specifications are subject to change.



VIEW FULL SERIES & SPECIFICATIONS  **HERE**

# HARWIN

CONNECT TECHNOLOGY  
WITH CONFIDENCE



**HRI**  
RANGE



**BBI**  
RANGE



**Ezi**  
RANGE

FOR FURTHER INFORMATION PLEASE CONTACT:

[SUPPORT@HARWIN.COM](mailto:SUPPORT@HARWIN.COM)

[WWW.HARWIN.COM](http://WWW.HARWIN.COM) ○