


M22 Connectors

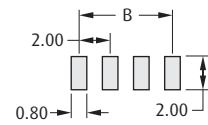
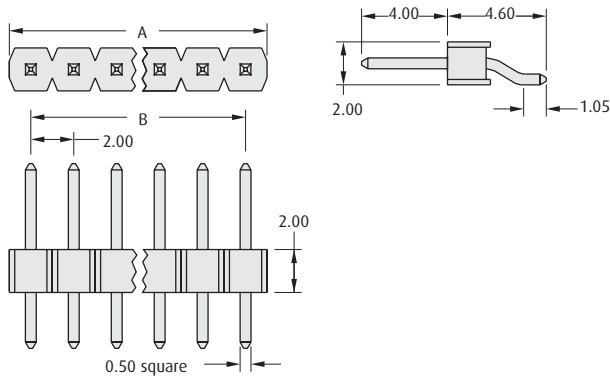
Male Horizontal Surface Mount



- ❖ Suitable for use with female connectors shown on pages 104 to 107.
- ❖ Single row pin headers can be cut into smaller sizes.
- ❖ Locating pegs on double row, to ensure correct positioning onto the board.
- ❖ For tape & reel packaging, contact technical@harwin.com.

2mm (.080") PITCH

SINGLE ROW

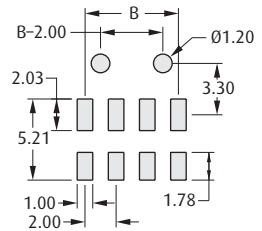
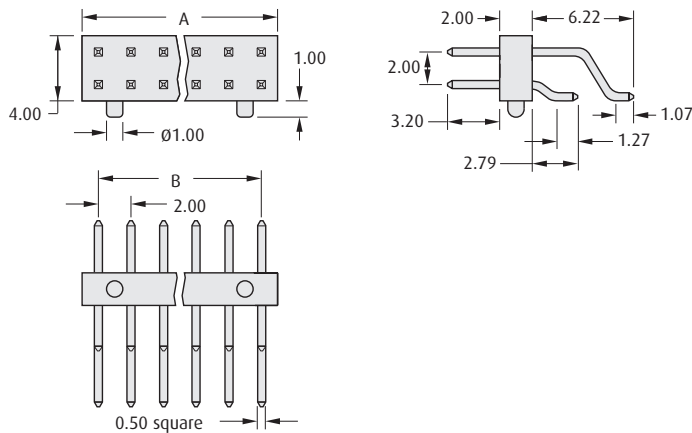


Recommended PC Board Pattern

CALCULATION

A	$2.00 \times \text{No. of ways per row}$
B	$2.00 \times (\text{No. of ways per row} - 1)$

DOUBLE ROW



Recommended PC Board Pattern

HOW TO ORDER

M22 - 5 X 3 XX 05

SERIES CODE

TYPE

3	Single Row
4	Double Row

FINISH

05 Gold

NO. OF WAYS PER ROW

02 to 40	Single Row
03 to 25	Double Row

www.harwin.com

All dimensions in mm.



HARWIN