

# Customer Information Sheet

DRAWING No: BF-54XXX22

SHEET 2 OF 2

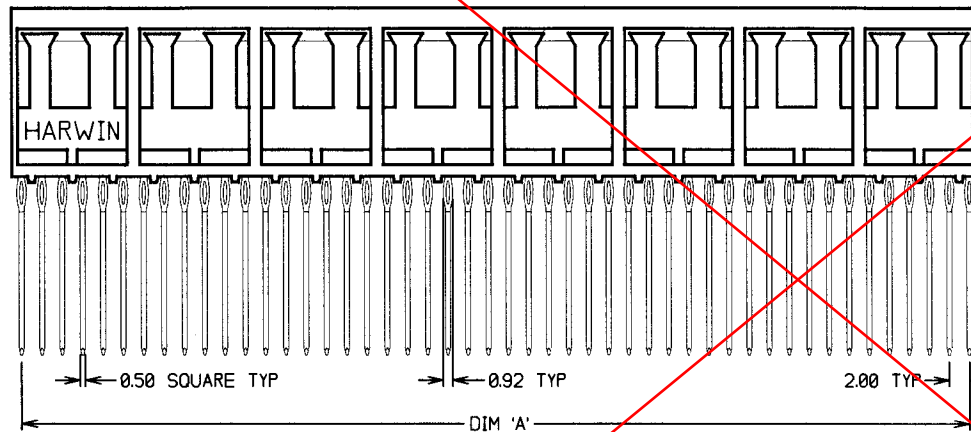
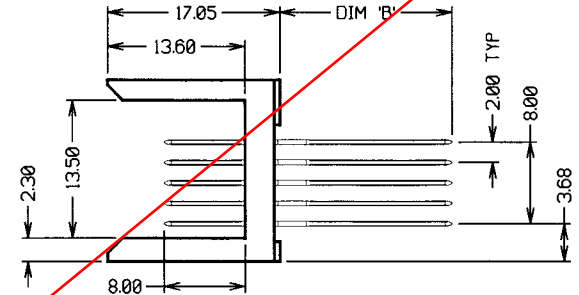
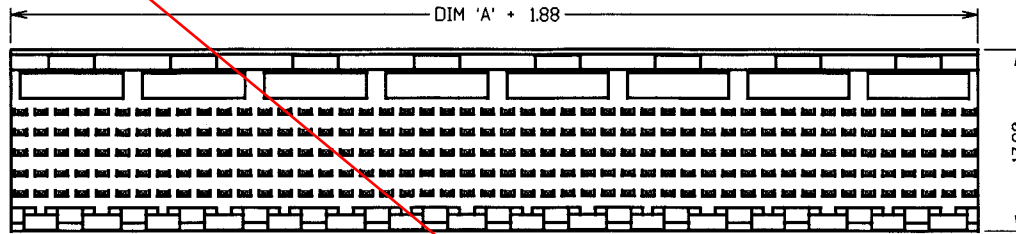
IF IN DOUBT - ASK

©

NOT TO SCALE

THIRD ANGLE PROJECTION

ALL DIMENSIONS IN mm



PART No.	No. OF MODULES	No. OF CONTACTS	DIM 'A'	DIM 'B'
BF-5400622	1	30	10.00	4.25
BF-5401222	2	60	22.00	4.25
BF-5402422	4	120	46.00	4.25
BF-5404822	8	240	94.00	4.25
BF-5410622	1	30	10.00	14.90
BF-5411222	2	60	22.00	14.90
BF-5412422	4	120	46.00	14.90
BF-5414822	8	240	94.00	14.90
BF-5420622	1	30	10.00	17.00
BF-5421222	2	60	22.00	17.00
BF-5422422	4	120	46.00	17.00
BF-5424822	8	240	94.00	17.00

**SPECIFICATIONS:**

**MATERIALS:**

MOULDING = 30% GLASS-FILLED LCP, UL94V-0, NATURAL

CONTACTS = PHOSPHOR BRONZE

**FINISH:**

CONTACTS = 0.76µ GOLD ON CONTACT AREA, 1.27-2.54µ TIN/LEAD ON TAILS

**ELECTRICAL:**

CURRENT RATING = 1 AMP

VOLTAGE RATING = 30V AC

DIELECTRIC STRENGTH = 1,000V AC FOR 1 MINUTE

CONTACT RESISTANCE = 45 MILLIOHMS MAX

INSULATION RESISTANCE = 100 MEGOHMS MIN

**MECHANICAL:**

DURABILITY = 250 OPERATIONS

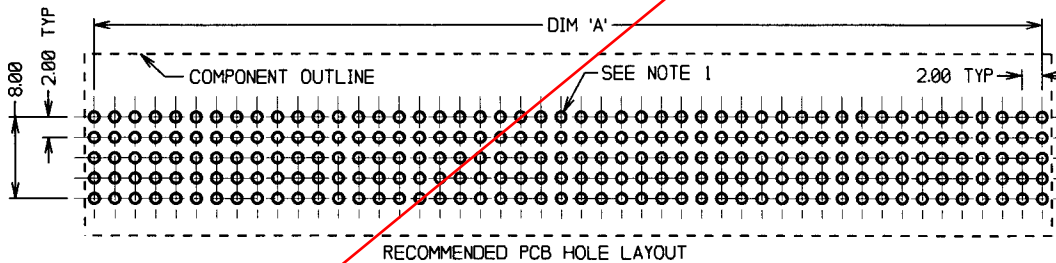
PRESS-FIT INSERTION FORCE = 50N MAX PER CONTACT

**ENVIRONMENTAL:**

TEMPERATURE RANGE = -55°C TO +125°C

**PACKING:**

TUBE



**NOTES:**

- PCB HOLES TO BE PLATED THROUGH HOLES.  
DRILLED HOLE = 0.69-0.72mm.  
PLATING THICKNESSES = 25µ MIN COPPER, 5-15µ TIN.  
FINAL PLATED HOLE = 0.55-0.65mm.
- MATES WITH FEMALE CONNECTOR BF-550XX22.
- FOR COMPLETE SPECIFICATION, SEE COMPONENT SPECIFICATION C037XX (LATEST ISSUE).

**OBSOLETE**

JWB	1	05.03.02	----
NAME	ISS.	DATE	C/NOTE
APPROVED:	<i>[Signature]</i>		
CHECKED:	<i>[Signature]</i>		
DRAWN:	W. J. BOURNE		
CUSTOMER REF.:			
ASSEMBLY DRG.:			

<b>HARWIN</b>			<small>THIS DRAWING AND ANY INFORMATION OR DESCRIPTIVE MATTER SET OUT HEREON ARE CONFIDENTIAL AND COPYRIGHT PROPERTY OF THE HARWIN GROUP AND MUST NOT BE DISCLOSED, LOANED, COPIED OR USED FOR MANUFACTURING, TENDERING OR FOR ANY OTHER PURPOSE WITHOUT THEIR WRITTEN PERMISSION.</small>	TOLERANCES X. = ±1mm XX. = ±0.25mm XXX. = ±0.10mm XXXX. = ±0.01mm ANGLES = ±5° UNLESS STATED	MATERIAL: SEE ABOVE	TITLE: 5-ROW FUTUREBUS 2mm PITCH MALE CONNECTOR (8.00mm CONTACT HEIGHT)
HARWIN INC U.S.A. TEL: (812) 265 0655 FAX: (812) 265 0650	HARWIN PLC U.K. TEL: 023 9237 0451 FAX: 023 9231 4596	HARWIN PTE SINGAPORE TEL: 65 7794909 FAX: 65 7793868		FINISH: SEE ABOVE S/AREA: mm <sup>2</sup>	DRAWING NUMBER: <b>BF-54XXX22</b>	SHT 2 OF 2