

Customer Information Sheet

DRAWING No.: BF-52XXX22

SHEET 2 OF 2

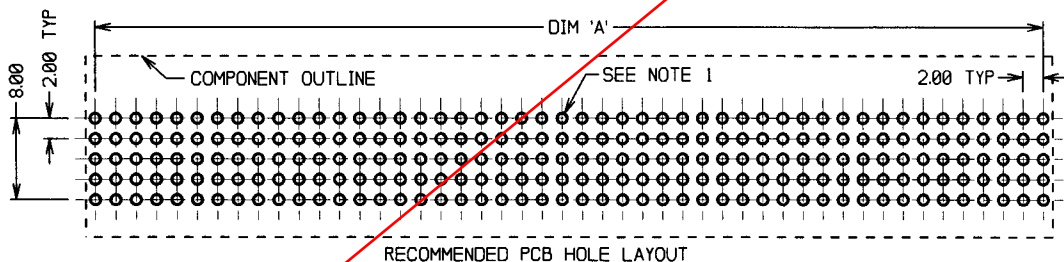
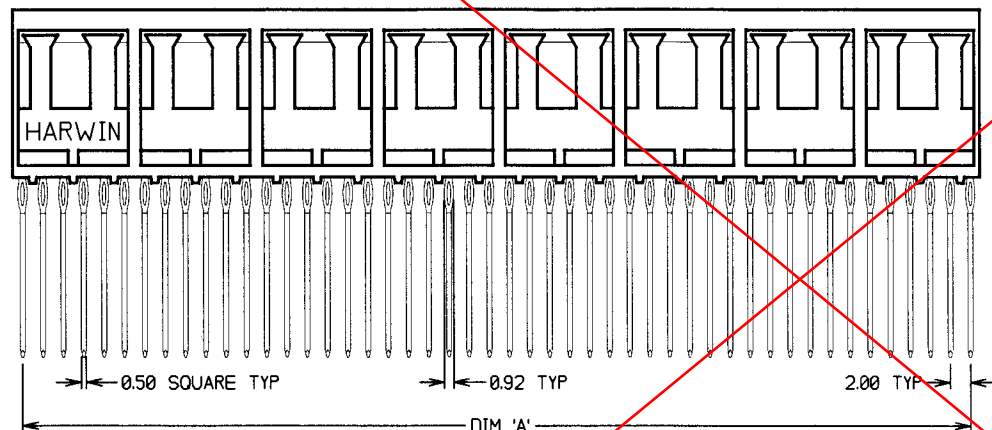
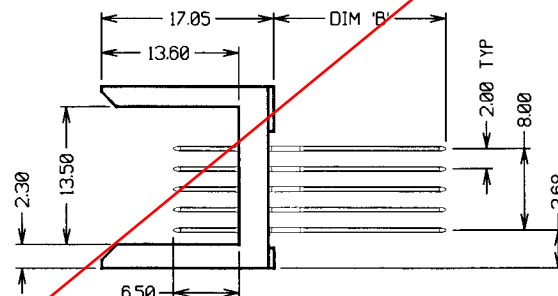
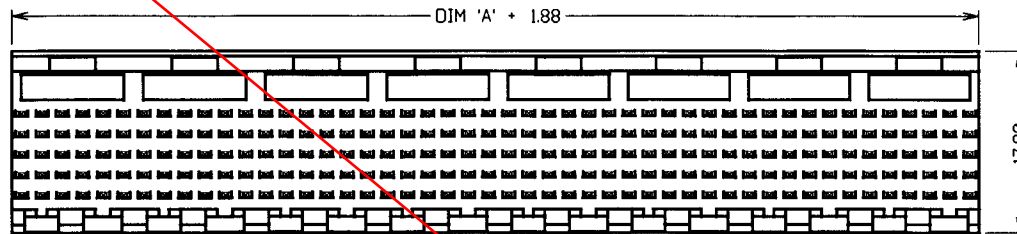
IF IN DOUBT - ASK

©

NOT TO SCALE

THIRD ANGLE PROJECTION

ALL DIMENSIONS IN mm



PART No.	No. OF MODULES	No. OF CONTACTS	DIM 'A'	DIM 'B'
BF-5200622	1	30	10.00	4.25
BF-5201222	2	60	22.00	4.25
BF-5202422	4	120	46.00	4.25
BF-5204822	8	240	94.00	4.25
BF-5210622	1	30	10.00	13.60
BF-5211222	2	60	22.00	13.60
BF-5212422	4	120	46.00	13.60
BF-5214822	8	240	94.00	13.60

SPECIFICATIONS:

MATERIALS:

MOULDING - 30% GLASS-FILLED LCP,

UL94V-0, NATURAL

CONTACTS - PHOSPHOR BRONZE

FINISH:

CONTACTS - 0.76µ GOLD ON CONTACT AREA,
1.27-2.54µ TIN/LEAD ON TAILS

ELECTRICAL:

CURRENT RATING - 1 AMP

VOLTAGE RATING - 30V AC

DIELECTRIC STRENGTH

- 1,000V AC FOR 1 MINUTE

CONTACT RESISTANCE

- 45 MILLIOHMS MAX

INSULATION RESISTANCE

- 100 MEGOHMS MIN

MECHANICAL:

DURABILITY - 250 OPERATIONS

PRESS-FIT INSERTION FORCE

- 50N MAX PER CONTACT

ENVIRONMENTAL:

TEMPERATURE RANGE - -55°C TO +125°C

PACKING:

TUBE

NOTES:

- PCB HOLES TO BE PLATED THROUGH HOLES.
DRILLED HOLE - Ø0.69-0.72mm.
PLATING THICKNESSES - 25µ MIN COPPER, 5-15µ TIN.
FINAL PLATED HOLE - Ø0.55-0.65mm.
- MATES WITH FEMALE CONNECTOR BF-550XX22.
- FOR COMPLETE SPECIFICATION, SEE COMPONENT SPECIFICATION C037XX (LATEST ISSUE).

OBSOLETE

HARWIN			<small>THIS DRAWING AND ANY INFORMATION OR DESCRIPTIVE MATTER SET OUT HEREIN ARE CONFIDENTIAL AND COPYRIGHT PROPERTY OF THE HARWIN GROUP AND MUST NOT BE DISCLOSED, LOANED, COPIED OR USED FOR MANUFACTURING, TENDERING OR FOR ANY OTHER PURPOSE WITHOUT THEIR WRITTEN PERMISSION.</small>	TOLERANCES X. = ±1mm XX. = ±0.25mm XXX. = ±0.10mm XXXX. = ±0.01mm ANGLES = ±5° UNLESS STATED	MATERIAL: SEE ABOVE FINISH: SEE ABOVE S/AREA: mm ²	TITLE: 5-ROW FUTUREBUS 2mm PITCH MALE CONNECTOR (6.50mm CONTACT HEIGHT) DRAWING NUMBER: BF-52XXX22	SHT 2 OF 2
HARWIN INC U.S.A. TEL: (812) 285 0055 FAX: (812) 285 0058	HARWIN PLC U.K. TEL: 023 9237 0451 FAX: 023 9231 4590	HARWIN PTE SINGAPORE TEL: 65 7794909 FAX: 65 7793868					

JWB	1	05.03.02	----
NAME	ISS.	DATE	C/NOTE
APPROVED:	<i>[Signature]</i>		
CHECKED:	<i>[Signature]</i>		
DRAWN:	W.J. BOURNE		
CUSTOMER REF.:			
ASSEMBLY DRG.			