

# Customer Information Sheet

DRAWING No.: BF-51XXX22

SHEET 2 OF 2

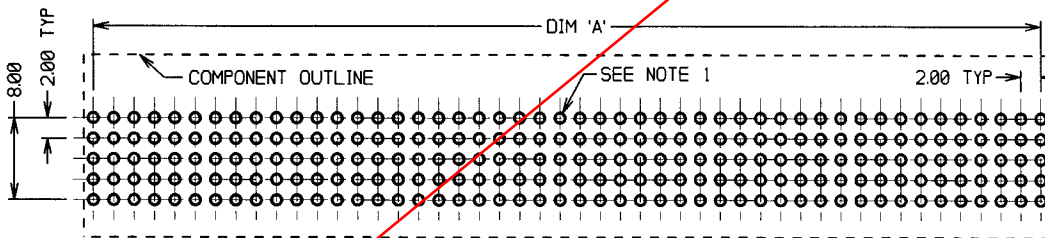
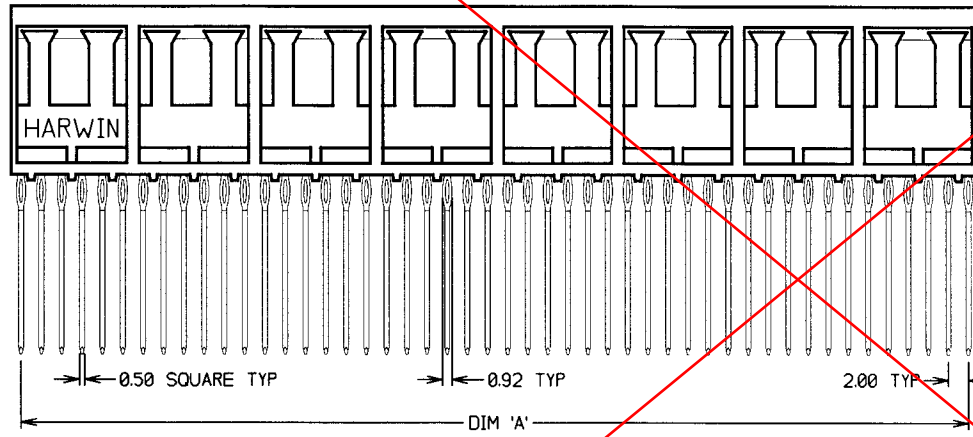
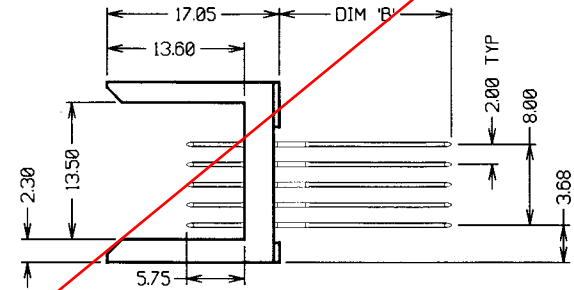
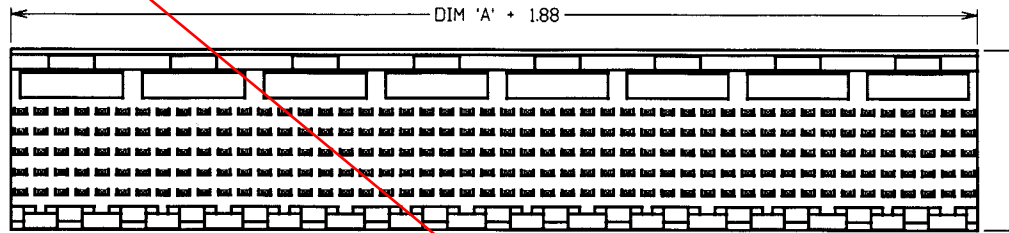
IF IN DOUBT - ASK

©

NOT TO SCALE

THIRD ANGLE PROJECTION

ALL DIMENSIONS IN mm



PART No.	No. OF MODULES	No. OF CONTACTS	DIM 'A'	DIM 'B'
BF-5100622	1	30	10.00	4.25
BF-5101222	2	60	22.00	4.25
BF-5102422	4	120	46.00	4.25
BF-5104822	8	240	94.00	4.25
BF-5110622	1	30	10.00	13.60
BF-5111222	2	60	22.00	13.60
BF-5112422	4	120	46.00	13.60
BF-5114822	8	240	94.00	13.60
BF-5120622	1	30	10.00	14.90
BF-5121222	2	60	22.00	14.90
BF-5122422	4	120	46.00	14.90
BF-5124822	8	240	94.00	14.90
BF-5130622	1	30	10.00	15.60
BF-5131222	2	60	22.00	15.60
BF-5132422	4	120	46.00	15.60
BF-5134822	8	240	94.00	15.60
BF-5140622	1	30	10.00	17.00
BF-5141222	2	60	22.00	17.00
BF-5142422	4	120	46.00	17.00
BF-5144822	8	240	94.00	17.00

**SPECIFICATIONS:**

**MATERIALS:**  
 MOULDING - 30% GLASS-FILLED LCP, UL94V-0, NATURAL  
 CONTACTS - PHOSPHOR BRONZE  
**FINISH:**  
 CONTACTS - 0.76µ GOLD ON CONTACT AREA,  
 1.27-2.54µ TIN/LEAD ON TAILS

**ELECTRICAL:**  
 CURRENT RATING - 1 AMP  
 VOLTAGE RATING - 30V AC  
 DIELECTRIC STRENGTH - 1,000V AC FOR 1 MINUTE  
 CONTACT RESISTANCE - 45 MILLIOHMS MAX  
 INSULATION RESISTANCE - 100 MEGOHMS MIN  
**MECHANICAL:**  
 DURABILITY - 250 OPERATIONS  
 PRESS-FIT INSERTION FORCE - 50N MAX PER CONTACT  
**ENVIRONMENTAL:**  
 TEMPERATURE RANGE - -55°C TO +125°C  
**PACKING:**  
 TUBE

JWB	2	0304.02	6572
NAME	ISS.	DATE	C/NOTE
APPROVED:	<i>[Signature]</i>		
CHECKED:	<i>[Signature]</i>		
DRAWN:	W. J. BOURNE		
CUSTOMER REF.:			
ASSEMBLY DRG:			

**NOTES:**

- PCB HOLES TO BE PLATED THROUGH HOLES.  
 DRILLED HOLE - 0.69-0.72mm.  
 PLATING THICKNESSES - 25µ MIN COPPER, 5-15µ TIN.  
 FINAL PLATED HOLE - 0.55-0.65mm.
- MATES WITH FEMALE CONNECTOR BF-550XX22.
- FOR COMPLETE SPECIFICATION, SEE COMPONENT SPECIFICATION C037XX (LATEST ISSUE).

**OBSOLETE**

<b>HARWIN</b>			THIS DRAWING AND ANY INFORMATION OR DESCRIPTIVE MATTER SET OUT HEREON ARE CONFIDENTIAL AND COPYRIGHT PROPERTY OF THE HARWIN GROUP AND MUST NOT BE DISCLOSED, LOANED, COPIED OR USED FOR MANUFACTURING, TENDERING OR FOR ANY OTHER PURPOSE WITHOUT THEIR WRITTEN PERMISSION.	TOLERANCES X. = ±1mm X.X = ±0.25mm X.XX = ±0.10mm X.XXX = ±0.01mm ANGLES = ±5° UNLESS STATED	MATERIAL: SEE ABOVE	TITLE: 5-ROW FUTUREBUS 2mm PITCH MALE CONNECTOR (5.75mm CONTACT HEIGHT)
HARWIN INC U.S.A. TEL: (812) 285 0055 FAX: (812) 285 0050	HARWIN PLC UK. TEL: 023 9237 0451 FAX: 023 9231 4590	HARWIN PTE SINGAPORE TEL: 65 7794989 FAX: 65 7793868		FINISH: SEE ABOVE S/AREA: mm <sup>2</sup>	DRAWING NUMBER: BF-51XXX22	SHT 2 OF 2