

# Customer Information Sheet

DRAWING No: BF-50XXX22

SHEET 2 OF 2

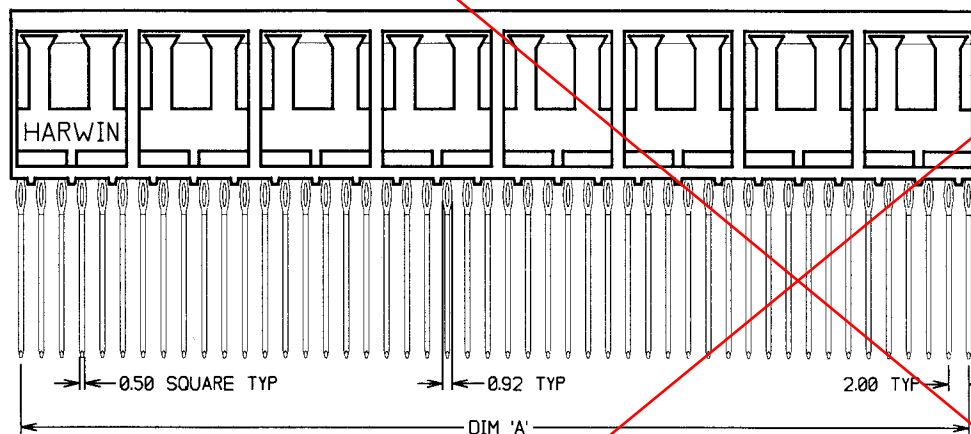
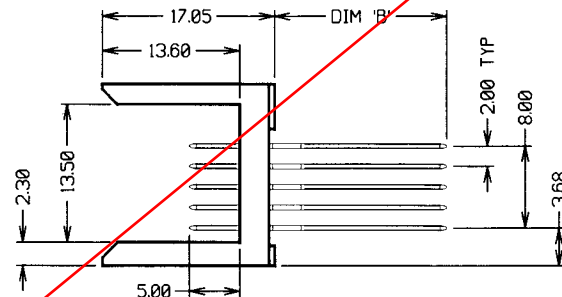
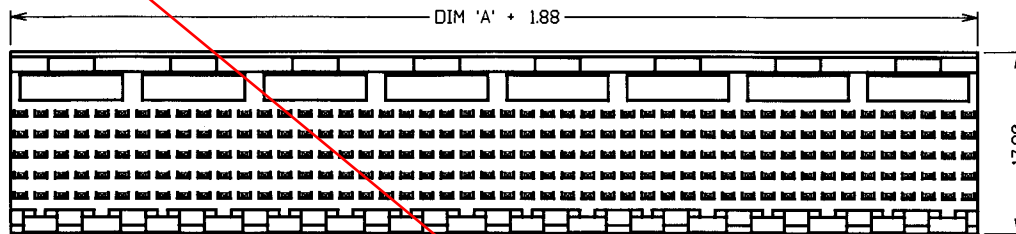
IF IN DOUBT - ASK

©

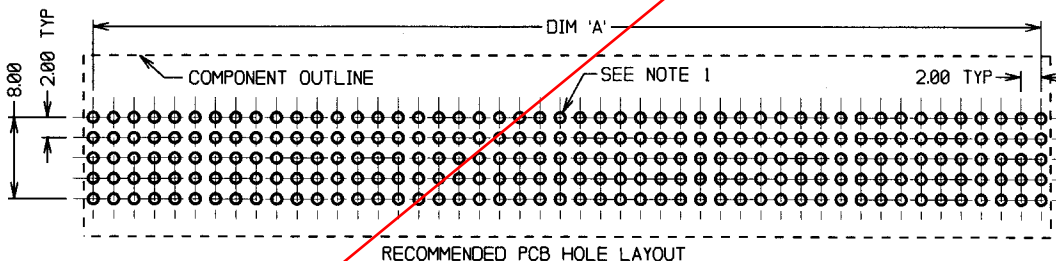
NOT TO SCALE

THIRD ANGLE PROJECTION

ALL DIMENSIONS IN mm



PART No.	No. OF MODULES	No. OF CONTACTS	DIM 'A'	DIM 'B'
BF-5000622	1	30	10.00	4.25
BF-5001222	2	60	22.00	4.25
BF-5002422	4	120	46.00	4.25
BF-5004822	8	240	94.00	4.25
BF-5010622	1	30	10.00	11.80
BF-5011222	2	60	22.00	11.80
BF-5012422	4	120	46.00	11.80
BF-5014822	8	240	94.00	11.80
BF-5020622	1	30	10.00	14.90
BF-5021222	2	60	22.00	14.90
BF-5022422	4	120	46.00	14.90
BF-5024822	8	240	94.00	14.90



**SPECIFICATIONS:**

**MATERIALS:**

MOULDING - 30% GLASS-FILLED LCP, UL94V-0, NATURAL  
CONTACTS - PHOSPHOR BRONZE

**FINISH:**

CONTACTS - 0.76µ GOLD ON CONTACT AREA, 1.27-2.54µ TIN/LEAD ON TAILS

**ELECTRICAL:**

CURRENT RATING - 1 AMP  
VOLTAGE RATING - 30V AC  
DIELECTRIC STRENGTH - 1,000V AC FOR 1 MINUTE  
CONTACT RESISTANCE - 45 MILLIOHMS MAX  
INSULATION RESISTANCE - 100 MEGOHMS MIN

**MECHANICAL:**

DURABILITY - 250 OPERATIONS  
PRESS-FIT INSERTION FORCE - 50N MAX PER CONTACT

**ENVIRONMENTAL:**

TEMPERATURE RANGE - -55°C TO +125°C

**PACKING:**

TUBE

WJB	1	05.03.02	----
NAME	ISS.	DATE	C/NOTE
APPROVED:	<i>[Signature]</i>		
CHECKED:	<i>[Signature]</i>		
DRAWN:	W. J. BOURNE		
CUSTOMER REF.:			
ASSEMBLY DRG:			

**OBSOLETE**

**NOTES:**

- PCB HOLES TO BE PLATED THROUGH HOLES.  
DRILLED HOLE - 0.69-0.72mm.  
PLATING THICKNESSES - 25µ MIN COPPER, 5-15µ TIN.  
FINAL PLATED HOLE - 0.55-0.65mm.
- MATES WITH FEMALE CONNECTOR BF-550XX22.
- FOR COMPLETE SPECIFICATION, SEE COMPONENT SPECIFICATION C037XX (LATEST ISSUE).

<b>HARWIN</b>			THIS DRAWING AND ANY INFORMATION OR DESCRIPTIVE MATTER SET OUT HEREON ARE CONFIDENTIAL AND COPYRIGHT PROPERTY OF THE HARWIN GROUP AND MUST NOT BE DISCLOSED, LOANED, COPIED OR USED FOR MANUFACTURING, TENDERING OR FOR ANY OTHER PURPOSE WITHOUT THEIR WRITTEN PERMISSION.	<b>TOLERANCES</b> X. - ±1mm X.X - ±0.25mm X.XX - ±0.10mm X.XXX - ±0.01mm ANGLES - ±5° UNLESS STATED	<b>MATERIAL:</b>  SEE ABOVE  <b>FINISH:</b> SEE ABOVE  <b>S/AREA:</b> mm <sup>2</sup>	<b>TITLE:</b> 5-ROW FUTUREBUS 2mm PITCH MALE CONNECTOR (5.00mm CONTACT HEIGHT)  <b>DRAWING NUMBER:</b> BF-50XXX22	SHT 2 OF 2
HARWIN INC U.S.A. TEL: (812) 285 0055 FAX: (812) 285 0056	HARWIN PLC U.K. TEL: 023 9237 0451 FAX: 023 9231 4590	HARWIN PTE SINGAPORE TEL: 65 7794909 FAX: 65 7793868					