

# Customer Information Sheet

DRAWING No.: BF-450XX22

SHEET 2 OF 2

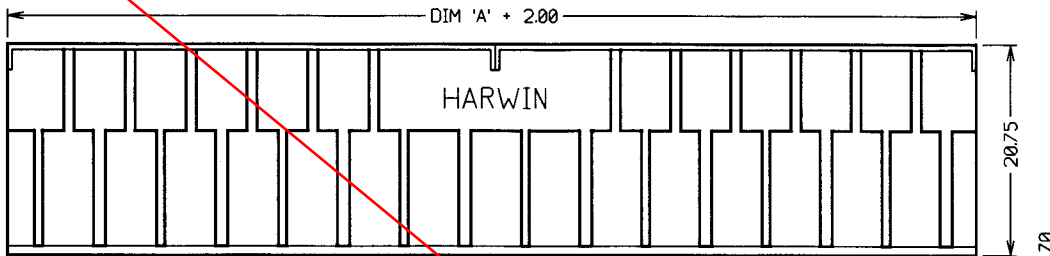
IF IN DOUBT - ASK

(C)

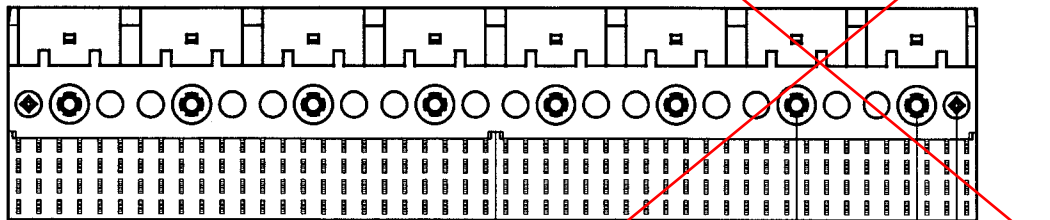
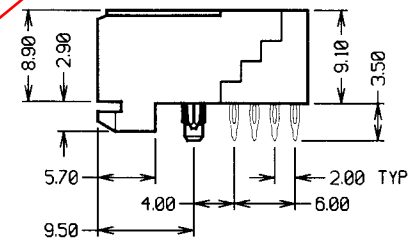
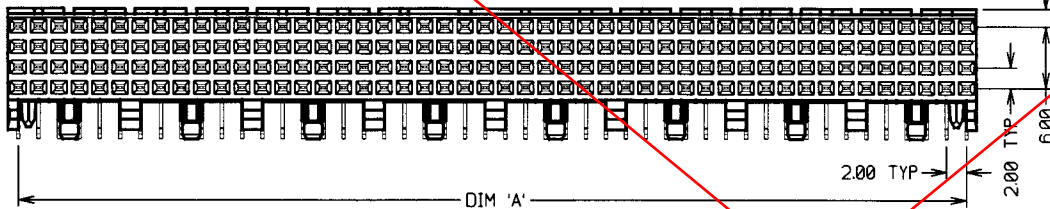
NOT TO SCALE

THIRD ANGLE PROJECTION

ALL DIMENSIONS IN mm



PART No.	No. OF MODULES	No. OF CONTACTS	DIM 'A'
BF-4500622	1	24	10.00
BF-4501222	2	48	22.00
BF-4502422	4	96	46.00
BF-4504822	8	192	94.00



NOTES:

- PCB HOLES TO BE PLATED THROUGH HOLES.  
 DRILLED HOLE =  $\varnothing 0.69-0.72$ mm.  
 PLATING THICKNESSES =  $25\mu$  MIN COPPER,  $5-15\mu$  TIN.  
 FINAL PLATED HOLE =  $\varnothing 0.55-0.65$ mm.
- MATES WITH MALE CONNECTORS: BF-40XXX22, BF-41XXX22, BF-42XXX22, BF-43XXX22 AND BF-44XXX22.
- FOR COMPLETE SPECIFICATION, SEE COMPONENT SPECIFICATION C037XX (LATEST ISSUE).

SPECIFICATIONS:

MATERIALS:

- MOULDING = 30% GLASS-FILLED LCP, UL94V-0, NATURAL
- CONTACTS = PHOSPHOR BRONZE
- FINISH: CONTACTS =  $0.76\mu$  GOLD ON CONTACT AREA,  $1.27-2.54\mu$  TIN/LEAD ON TAILS

ELECTRICAL:

- CURRENT RATING = 1 AMP
- VOLTAGE RATING = 30V AC
- DIELECTRIC STRENGTH = 1000V AC FOR 1 MINUTE
- CONTACT RESISTANCE = 45 MILLIOHMS MAX
- INSULATION RESISTANCE = 100 MEGOHMS MIN

MECHANICAL:

- DURABILITY = 250 OPERATIONS
- INSERTION FORCE = 0.70N MAX PER CONTACT
- WITHDRAWAL FORCE = 0.12N MIN PER CONTACT
- PRESS-FIT INSERTION FORCE = 50N MAX PER CONTACT

ENVIRONMENTAL:

- TEMPERATURE RANGE =  $-55^{\circ}\text{C}$  TO  $+125^{\circ}\text{C}$
- PACKING: TUBE

WJB	1	05.03.02	----
NAME	ISS.	DATE	C/NOTE
APPROVED:	<i>PC</i>		
CHECKED:	<i>M. J. Bourne</i>		
DRAWN:	W. J. BOURNE		
CUSTOMER REF.:			
ASSEMBLY DRG:			

**OBSOLETE**

**HARWIN**

HARWIN INC  
U.S.A.  
TEL: (812) 285 0855  
FAX: (812) 285 0850

HARWIN PLC  
U.K.  
TEL: 023 9237 0451  
FAX: 023 9231 4590

HARWIN PTE  
SINGAPORE  
TEL: 65 7794909  
FAX: 65 7793808

THIS DRAWING AND ANY INFORMATION OR DESCRIPTIVE MATTER SET OUT HEREON ARE CONFIDENTIAL AND COPYRIGHT PROPERTY OF THE HARWIN GROUP AND MUST NOT BE DISCLOSED, LOANED, COPIED OR USED FOR MANUFACTURING, TENDERING OR FOR ANY OTHER PURPOSE WITHOUT THEIR WRITTEN PERMISSION.

TOLERANCES:  
X. =  $\pm 1$ mm  
X.X =  $\pm 0.25$ mm  
X.XX =  $\pm 0.10$ mm  
X.XXX =  $\pm 0.01$ mm  
ANGLES =  $\pm 5^{\circ}$   
UNLESS STATED

MATERIAL:  
SEE ABOVE  
FINISH: SEE ABOVE  
S/AREA: mm<sup>2</sup>

TITLE: 4-ROW FUTUREBUS  
2mm PITCH FEMALE CONNECTOR  
(HORIZONTAL)  
DRAWING NUMBER: BF-450XX22  
SHT 2 OF 2