

# Customer Information Sheet

DRAWING No.: BF-41XXX22

SHEET 2 OF 2

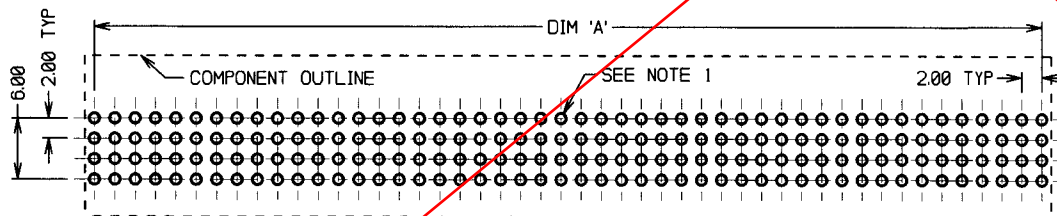
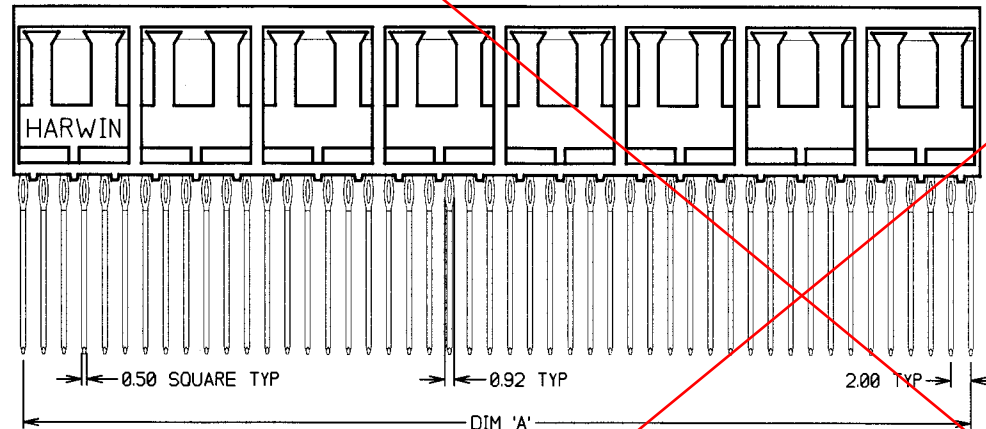
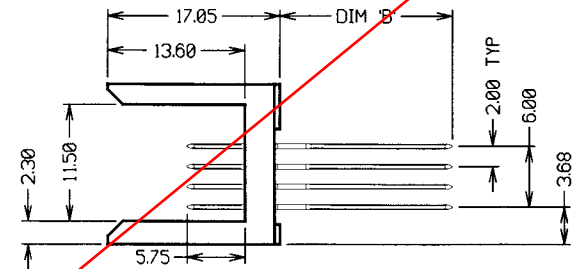
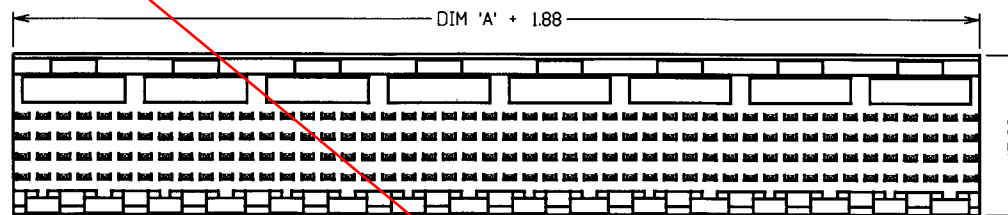
IF IN DOUBT - ASK

©

NOT TO SCALE

THIRD ANGLE PROJECTION

ALL DIMENSIONS IN mm



RECOMMENDED PCB HOLE LAYOUT

PART No.	No. OF MODULES	No. OF CONTACTS	DIM 'A'	DIM 'B'
BF-4100622	1	24	10.00	4.25
BF-4101222	2	48	22.00	4.25
BF-4102422	4	96	46.00	4.25
BF-4104822	8	192	94.00	4.25
BF-4110622	1	24	10.00	13.60
BF-4111222	2	48	22.00	13.60
BF-4112422	4	96	46.00	13.60
BF-4114822	8	192	94.00	13.60
BF-4120622	1	24	10.00	14.90
BF-4121222	2	48	22.00	14.90
BF-4122422	4	96	46.00	14.90
BF-4124822	8	192	94.00	14.90
BF-4130622	1	24	10.00	15.60
BF-4131222	2	48	22.00	15.60
BF-4132422	4	96	46.00	15.60
BF-4134822	8	192	94.00	15.60
BF-4140622	1	24	10.00	17.00
BF-4141222	2	48	22.00	17.00
BF-4142422	4	96	46.00	17.00
BF-4144822	8	192	94.00	17.00

**SPECIFICATIONS:**

**MATERIALS:**  
 Moulding = 30% GLASS-FILLED LCP, UL94V-0, NATURAL  
 CONTACTS = PHOSPHOR BRONZE  
**FINISH:**  
 CONTACTS = 0.76µ GOLD ON CONTACT AREA,  
 1.27-2.54µ TIN/LEAD ON TAILS

**ELECTRICAL:**  
 CURRENT RATING = 1 AMP  
 VOLTAGE RATING = 30V AC  
 DIELECTRIC STRENGTH = 1,000V AC FOR 1 MINUTE  
 CONTACT RESISTANCE = 45 MILLIOHMS MAX  
 INSULATION RESISTANCE = 100 MEGOHMS MIN  
**Mechanical:**  
 DURABILITY = 250 OPERATIONS  
 PRESS-FIT INSERTION FORCE = 50N MAX PER CONTACT  
**ENVIRONMENTAL:**  
 TEMPERATURE RANGE = -55°C TO +125°C  
**PACKING:**  
 TUBE

WJB	2	0304.02	6572
NAME	ISS.	DATE	C/NOTE
APPROVED:			
CHECKED:			
DRAWN:	W. J. BOURNE		
CUSTOMER REF.:			
ASSEMBLY DRG:			

**OBSOLETE**

**NOTES:**

- PCB HOLES TO BE PLATED THROUGH HOLES.  
 DRILLED HOLE = 0.69-0.72mm.  
 PLATING THICKNESSES = 25µ MIN COPPER, 5-15µ TIN.  
 FINAL PLATED HOLE = 0.55-0.65mm.
- MATES WITH FEMALE CONNECTOR BF-450XX22.
- FOR COMPLETE SPECIFICATION, SEE COMPONENT SPECIFICATION C037XX (LATEST ISSUE).

<b>HARWIN</b>			THIS DRAWING AND ANY INFORMATION OR DESCRIPTIVE MATTER SET OUT HEREON ARE CONFIDENTIAL AND COPYRIGHT PROPERTY OF THE HARWIN GROUP AND MUST NOT BE DISCLOSED, LOANED, COPIED OR USED FOR MANUFACTURING, TENDERING OR FOR ANY OTHER PURPOSE WITHOUT THEIR WRITTEN PERMISSION	<b>TOLERANCES</b> X. = ±1mm XX. = ±0.25mm XXX. = ±0.10mm XXXX. = ±0.01mm ANGLES = ±5° UNLESS STATED	<b>MATERIAL:</b> SEE ABOVE	<b>TITLE:</b> 4-ROW FUTUREBUS 2mm PITCH MALE CONNECTOR (5.75mm CONTACT HEIGHT)
HARWIN INC U.S.A. TEL: (812) 285 0855 FAX: (812) 285 0850	HARWIN PLC U.K. TEL: 023 9237 0451 FAX: 023 9231 4598	HARWIN PTE SINGAPORE TEL: 65 7794989 FAX: 65 7793888				